



Weddings

at the Cathedral



SAINTS
SIMON
& JUDE
CATHEDRAL

*The Cathedral
rejoices with you
in the announcement
of your engagement!*



Congratulations and Welcome to Your Cathedral...

Ss. Simon & Jude holds a unique place in the life of the Church in our diocese as the principal church of the Bishop of Phoenix... it's, indeed, a distinction to celebrate the Sacrament of Marriage here! You'll find in these pages all the information you will need to begin your marriage preparation and plan your wedding at the Cathedral. We look forward to assisting you in this joyous occasion.

With every prayer and good wish, I am,

Sincerely Yours in Christ,

Very Rev. Fr. John Lankeit
Rector, Ss. Simon & Jude Cathedral

Marriage is a Sacrament

- ◆ A Sacrament is a visible sign, instituted by Christ, to “give grace”; sacraments are “helps” for practicing Catholics.
- ◆ At least one party in the marriage must be a practicing Catholic and ordinarily a registered member of Ss. Simon & Jude Parish, or a registered member of another parish.
- ◆ Celebration of the Sacrament of Marriage is primarily, then, a religious event as opposed to principally a social occasion.



Bishop's Program of Preparation

- ◆ At least nine months advance notice of the desired date of the wedding is mandated by the Bishop of Phoenix.
- ◆ Components of the program of preparation for the Sacrament of Marriage include, but may not be limited to:
 - * FOCCUS Pre-Marital Inventory
 - * Complete course in Natural Family Planning
 - * Life Skills Workshop
 - * God's Plan for a Joy-filled Marriage
- ◆ It is presumed, of course, that the couple, particularly the Catholic party is attending Mass regularly, and that the celebration of Marriage will be preceded by the Sacrament of Penance and Reconciliation (Confession).



Necessary Documents

- ◆ Recently-issued Certificate of Baptism with notations (within last 6 months)
- ◆ Prenuptial Inquiry
- ◆ Affidavit of Free Status (“freedom to marry”)
- ◆ Arizona Marriage License at rehearsal (traditional or covenant)



Cohabitation Before Marriage



Christ calls His followers to a life of Gospel values that runs radically counter-culturally to the times in which we live. This means keeping His commandments and the teachings of His Church. Couples living together before marriage should be aware that this is contrary to Holy Scripture and not in accord with Catholic teaching and practice. Such couples must complete the preparatory program and attend Mass regularly on Sundays and Holy Days. The couple should refrain from receiving Holy Communion during this period and, of course, should make a thorough confession prior to the wedding. A priest or deacon may provide further clarification.

The Cathedral Church



The Cathedral Church is the seat of the Roman Catholic Bishop of Phoenix and is the most venerable parish of the entire diocese. Catholic churches are consecrated for worship of God, consequently, at all times proper reverence and respect must be maintained. Loud talking, unnecessary noise which might disturb the prayer of others is always to be avoided.

No food or drink of any kind may be brought into the Cathedral.

Smoking and chewing gum is not permitted.

The use of alcohol in or around the Cathedral by any of the wedding party or guests may result in immediate cancellation of the wedding.

Date and Time of Wedding



Ordinarily, the date of the wedding will be set following the review of the FOCCUS Pre-Marital Inventory and Pre-Nuptial Inquiry. Weddings are celebrated on available Saturdays, normally at either 10:00 am or 1:00 pm. Ordinarily a maximum of one hour can be set aside for pictures and decorating in the Cathedral before any wedding. This will depend on the date you have chosen for your wedding and the master calendar of the Cathedral. Ordinarily the cathedral bridal room may be entered a maximum of 1 1/2 hour before any wedding. This will depend on the date you have chosen for your wedding and the master calendar of the Cathedral. It is absolutely imperative that all individuals connected with the Rite of Marriage arrive at least 30 minutes prior to the scheduled start of the liturgy. This includes the bridal party, parents, readers, etc.

Ordinarily weddings are not celebrated during Advent, Lent, and Holy Week due to the penitential character of these seasons in the Catholic Church. Only in extraordinary cases may weddings be scheduled during Advent or Lent. The public celebration of the sacraments in Lent should be characterized by a certain restraint.

“Those who seek to be married during Lent should be advised to take account of the penitential season and thus accept a limitation of outward signs of solemnity and festivity (Cf. Roman Ritual (henceforth RR), Rite of Marriage, no. 32.”

In practice this means that, whenever possible, marriages during Lent should be discouraged. At Lenten celebration of marriage, flowers could be used in moderation, but removed after the celebration) (Ceremonies of the Liturgical Year no. 92)

Wedding Rehearsals

Rehearsals may be scheduled usually for the night before the wedding according to church availability. Regular Cathedral liturgy and devotional activities as well as parish staff schedule require that rehearsals begin promptly at the scheduled time. This is also a simple courtesy to all involved. Tardiness will result in an inadequate rehearsal or cancellation of the rehearsal altogether. Couples are cautioned to instruct the wedding party of proper church behavior and decorum.

Normally the wedding coordinator or sacristan will conduct rehearsals in the Cathedral. All of the people who will be in the wedding such as lectors, groomsmen, bridesmaids etc. must be at the rehearsal. Lectors must be confirmed Catholics according to diocesan policy. If the lectors or any members of the wedding party are not present at the rehearsal they will forfeit their role in the wedding ceremony.

Typically musicians do not attend the wedding rehearsal. If it is necessary, due to the complexity of the music, an additional stipend will be negotiated.



Flowers and Decorations

Floral arrangements must be simple and tasteful. **No existing Cathedral decorations, flowers or furnishings may ever be moved.** Bows for the pews may be used only if they are on a rubber band or plastic “pew clip.” The use of adhesive tape, tacks or wires is not permitted.

We do not allow a runner down center or sides of the Cathedral or any sort of arch in the front or interior doorway. All decorations and/or silk flowers should be picked up immediately after the last song is finished at the end of the Nuptial Mass, or the Marriage Rite.



Photography

During the celebration of Marriage, stationary video equipment may be set up at the rear of the Cathedral or in the loft, and off to the side of the sanctuary.

Under no circumstances is any photography or video technician permitted in the sanctuary, nor are roving cameras permitted during the celebration of Marriage.

Flash photography is permitted **only** during the processional and recessional.

Ordinarily, 30 minutes are permitted following the wedding celebration for photography. After the 30 minutes are up everyone should begin leaving the Cathedral, as we have other events planned in the calendar and/or cleaning that needs to take place.




Musical Notes



A wedding is an act of worship of Almighty God and the celebration of a sacrament of the Church. Remember, a wedding is primarily a religious event. Consequently, music must always be religious in nature as well as in good taste. Purely secular music, such as heard on the radio or in popular settings... music which would not be proper for Sunday Mass, is no more proper because it is a wedding. Proper use of music in a wedding is to support what is happening liturgically. This includes the times before, during and after the wedding. CDs, recorded music (Instrumental or otherwise), videos, and or slide shows are at no time appropriate in the Cathedral. These are much better suited to receptions or rehearsal dinners. This would include before, during or after the Rite of Marriage.

The Cathedral Music Director will assist you in selection of appropriate liturgical music. All arrangements for music must be approved by the Cathedral Music Director. We are unable to accommodate musicians other than those utilized by the Cathedral, except with the approval of the Director of Music. Cathedral musician stipends may still apply.


Send Offs



The throwing or releasing of anything, such as; rice, confetti, birdseed, flower petals, doves, etcetera, is not at all permitted. This not only creates difficulty for maintenance and clean-up, but is potentially dangerous. Couples are cautioned to inform those attending the wedding that this is not allowed anywhere on the church grounds.

Mariachis are not permitted at Cathedral weddings and are best reserved for the reception.

Liturgy Planning



Prayerful planning and selection of scriptural readings, prayers and blessings add a great deal of warmth and meaning to the celebration of marriage. The marriage of two Catholics takes place at a Nuptial Mass, wherein the couple receive the Body and Blood of the Lord in Holy Communion.

The marriage between a Catholic and a Non-Catholic may be limited to the Rite of Marriage which includes scripture readings, exchange of vows, and the Nuptial Blessing. The marriage between a Catholic and a Non-Christian may not take place within the celebration of the Mass.

Please keep in mind that a wedding is a public act of worship and not a pageant. Wedding parties (bridal attendants) should be dressed modestly with respect for the Mass and should not be so excessive in number, as to unnecessarily lengthen the procession. Ordinarily there should be no more than six couples.

Only chalices and sacred vessels of the Cathedral may be utilized in accordance with liturgical norms.

Scripture selections should be turned into the wedding coordinator no later than one month (30 days) prior to the wedding date. Otherwise the wedding coordinator will assume that the couple prefers the Cathedral to select readings.

Unity Candles

Although there is accommodation of some cultural customs (Lasso, coins, etc.) the “Unity Candle” is not permitted during any ceremony. We recommend this practice for the reception. The unity candle is not part of the rite of marriage in the Catholic Church and never has been. Your unity is shown publicly in the Sacrament of Matrimony on your wedding day.



Communication Protocol

Always and everywhere, arrangements and details are discussed exclusively with the couple. Outside wedding consultants, parents, siblings are advised to refrain from interference and refer all matters to the couple preparing for marriage. This will ensure that we have continuity and no misunderstandings.



Offerings and Stipends

Ss. Simon & Jude does not “charge” for providing the Sacraments. It is a duty to the faithful to provide the Sacraments to Catholics who are properly disposed to celebrate them.

Courtesy and good stewardship call for an offering to be made to the parish in consideration of time, use of facilities and utilities, wear and tear, etc. Stipends to the priest or deacon and servers are customary. Stipends for the Cathedral Music Director and associated musicians are professional arrangements and must be resolved directly with music personnel. Some guidelines are as follows:


For registered parishioners of the cathedral the offering and deposit is \$300.

For couples not registered in the parish the offering and deposit is \$400.

The deposit reserves the church on your wedding date and is refundable, less a \$50.00 administration charge, up to 7 months prior to your wedding. If you cancel within 7 months of your wedding you forfeit your deposit.

All remaining fees are due no later than one month (30 days) prior to your wedding, and are non-refundable. You will receive five separate envelopes in which individual payments must be made. If a check is given as payment, it cannot be dated any later than the date it is received. Standard fees are below:

Stipend to priest/deacon	\$100
Stipend to Wedding Coordinator	\$100
Organist and or Pianist	\$200
Cantor	\$125
Sacristan/Server	\$75



Planning Your Wedding Ceremony

The following individuals should be identified at this time:

- ◆ Readers: should have practiced readings (indicate that they will sit on far left of third pew on the north side, unless they are part of the wedding party, or the immediate family in the second pew.
- ◆ Persons responsible for bringing the gifts forward during the Mass.
- ◆ Person designated for transporting the completed and signed marriage license after the ceremony.

We will need everyone in the wedding party lined up in the narthex no later than five minutes prior to beginning of Mass or Rite of Marriage (according to preparation sheet which was filled out when consulting with the bride and groom prior to rehearsal).

It is extremely important that we start on time. If we start late, this, of course, will use up your picture time. If we start too late, then we run the risk of not being able to have a Mass and only the Rite of Marriage (If this applies).

Ordinary Procession in Order:

- ◆ Groom enters from the sacristy with the best man and waits for the bride at the bottom of the steps of the sanctuary, unless he walks in with his parents.
- ◆ Groom's Parents (Unless they would like to be seated ahead of time on the right middle / south middle in the second pew from the front.) The groom's parents may escort him in first, in which case he would be dropped off by them after bowing to the altar together, and the groom will then wait up front for the bride at the bottom and to the right of the steps.)
- ◆ Bride's Parents (Unless bride's father is escorting the bride, then the mother of the bride walks in unescorted or is seated ahead of time. Both bride's parents may escort the bride in if they wish.)
- ◆ Bridesmaids and Groomsmen (However the couple want them paired up is fine. There is six couple limit.)
- ◆ Maid/Matron of Honor (She walks in alone, or she can walk in with the best man.)
- ◆ The Best Man is up front beforehand with the Groom, unless he walks in with the Maid of Honor
- ◆ Ring Bearer (Walk in!) No wagons or motorized toys!
- ◆ Flower Girl(s) (Walk in!) No wagons or motorized toys!
- ◆ Bride (With Father, or Father and Mother.)

Please pick one of the following five options and fill in the names on the appropriate page for each person's role.

Procession #1: Groom and best man enter from the sacristy

- · Groom's Parents
- · Bride's Mother, alone, or escorted by a son, (usher) or seated
- · Groomsmen/Bridesmaids
- ·
- ·
- ·
- ·
- ·
- ·
- · Maid of Honor
- · Ring Bearer
- · Flower Girl/silk flowers only
- · Bride & Father of Bride

Groom Signature _____ Date _____

Groom Print Full Name _____

Bride Signature _____ Date _____

Bride Print Full Name _____

This is not to be changed at the wedding rehearsal or day of the wedding! We will be planning for this format, just as you should be planning with your family and friends. By signing this wedding policy you are stating that you agree to follow all of the rules and guidelines listed here, and above, for Ss. Simon and Jude Cathedral.

Procession #2:

- · · Groom's Parents & Groom in the middle
- · Bride's Mother, alone, or escorted by a son, (usher) or seated
- · Groomsmen/Bridesmaids
- ·
- ·
- ·
- ·
- ·
- · Maid of Honor with Best Man
- Ring Bearer
- Flower Girl/silk flowers only
- · Bride & Father of Bride

Groom Signature _____ Date _____

Groom Print Full Name _____

Bride Signature _____ Date _____

Bride Print Full Name _____

This is not to be changed at the wedding rehearsal or day of the wedding! We will be planning for this format, just as you should be planning with your family and friends. By signing this wedding policy you are stating that you agree to follow all of the rules and guidelines listed here, and above, for Ss. Simon and Jude Cathedral.

Procession #3:

- · · Groom's Parents & Groom in the middle
- · Groomsmen/Bridesmaids
- ·
- ·
- ·
- ·
- ·
- · Maid of Honor with Best Man
- Ring Bearer
- Flower Girl/silk flowers only
- · · Bride in the middle, Parents of Bride

Groom Signature _____ Date _____

Groom Print Full Name _____

Bride Signature _____ Date _____

Bride Print Full Name _____

This is not to be changed at the wedding rehearsal or day of the wedding! We will be planning for this format, just as you should be planning with your family and friends. By signing this wedding policy you are stating that you agree to follow all of the rules and guidelines listed here, and above, for Ss. Simon and Jude Cathedral.

Procession #4:

- · Parents of Bride
- · Groomsmen/Bridesmaids
- ·
- ·
- ·
- ·
- ·
- · Maid of Honor with Best Man
- Ring Bearer
- Flower Girl/silk flowers only
- · Groom & Bride

Groom Signature _____ Date _____

Groom Print Full Name _____

Bride Signature _____ Date _____

Bride Print Full Name _____

This is not to be changed at the wedding rehearsal or day of the wedding! We will be planning for this format, just as you should be planning with your family and friends. By signing this wedding policy you are stating that you agree to follow all of the rules and guidelines listed here, and above, for Ss. Simon and Jude Cathedral.

Procession #5:

- · · Groom's Parents & Groom in the middle
- · Bride's Parents
- · Groomsmen/Bridesmaids
- ·
- ·
- ·
- ·
- ·
- · Maid of Honor with Best Man
- Ring Bearer
- Flower Girl/silk flowers only
- Bride (Someone else if the Father is not present could escort the bride)

Groom Signature _____ Date _____

Groom Print Full Name _____

Bride Signature _____ Date _____

Bride Print Full Name _____

This is not to be changed at the wedding rehearsal or day of the wedding! We will be planning for this format, just as you should be planning with your family and friends. By signing this wedding policy you are stating that you agree to follow all of the rules and guidelines listed here, and above, for Ss. Simon and Jude Cathedral.

Ss. Simon & Jude Cathedral Photography/Videography Policy

1. Pictures may be taken throughout the wedding, however, flash photography/videography is strictly forbidden during the ceremony. Flashes may be used during the procession in and the procession out, only, so as not to distract from the Sacrament. You will be given a maximum of thirty minutes for photography after the wedding. Flash Photography may be used at this time. Cathedral décor such as trees, candles, crucifixes, etc. are not to be moved.
2. During the procession in and out the photographer/videographer may move freely in the nave (main body) of the Cathedral. Flashes may be used at these times only.
3. At no time should the photographer/videographer be in the sanctuary taking pictures, before, during, or after the wedding. This would include the steps leading up into the sanctuary. This is out of respect for our Lord.
4. The photographer may position himself/herself to the left of the lectern, in the balcony, or in the middle of the Cathedral (gap) during the exchange of vows, not distracting or obstructing the view of the people.

Groom Signature _____ Date _____

Groom Full Name (Printed) _____

Bride Signature _____ Date _____

Bride Full Name (Printed) _____

Photographer Signature _____ Date _____

Photographer Name (Printed) _____

Videographer Signature _____ Date _____

Videographer Name (Printed) _____

**This is not to be changed at the wedding rehearsal or day of the wedding!
We will be planning for this format, just as you should be planning with your family and friends. You will have to know how to turn the flash off, or you cannot take pictures.
No exceptions!**

Overview of the Rite of Marriage

When approaching the altar, everyone should bow before going to their designated place.

The groom and best man will enter from the sacristy, and proceed to the designated place at the end of the aisle as groom's parents approach (Unless the groom and best man are processing in).

The groom's parents will enter the second pew on their right (All of the groom's family should be standing on the same side, in the pews, looking at the procession), remain standing and turn to watch the procession.

The bride's parents will enter the second pew on the left (This would include the option of them both, or the father, processing her in together, or separately, as in the diagrams), remain standing and turn to watch the procession.

The bridesmaids will enter the first pew on the left; the groomsmen will enter the first pew on the right. (An exception – if the couples will be presenting coins, lasso, Bible, then the couples are seated together on both sides in the front pews).

The ring bearer/flower girl(s) should sit with their parents if they are younger than seven years old; otherwise, they will walk around the front pew (depending on which side of the family) and enter into the far side of the second pew.

The maid/matron of honor will stand next to where the bride will be at the bottom of the steps (This will allow her to help the bride with her train, help with removing the veil, and take her flowers from her etc.), the best man will already be up front with the groom (Unless he walks up with the maid of honor).

When the bride approaches the front aisle, her father will (if he has escorted the bride, and possibly the mother) shake hands with the groom, and with the maid of honor's assistance, remove blusher veil from bride's face. At this time the bride's father will go to his pew (second pew on his left). Once the bride and groom are in place, the bride will hand her flowers to the maid of honor.

After the opening prayers, the readings will take place (One or two readings, and a psalm that is sung). From this point, the priest/deacon will direct the ceremony.

After the homily, the priest will ask the bridal couple to stand. At this time, the maid/matron of honor and best man step forward to witness, the consent, vows, and exchange of rings. (The General Intercessions are optional). (In the case of the Rite of Marriage outside of Mass, next would be the Nuptial Blessing, flowers to the Blessed Virgin (if desired), signing of the marriage license (if applicable), the Lord's Prayer, and Final Blessing).

The Mass continues with the Liturgy of the Eucharist, Offertory, Consecration, Lord's Prayer, Nuptial Blessing, Sign of Peace, and Communion. After Holy Communion, the couple may visit the Blessed Mother with flowers. Upon their return to the front of the sanctuary steps they will bow, and then go up the steps to the altar, along with the maid of honor and best man. They, with the priest, will all sign the marriage license at the altar, if the bridal couple is not already civilly married. The couples will return to their places and the maid of honor will hand the bridal bouquet back to the bride.

The priest gives the Final Blessing, introduces the married couple, and the recessional begins. Immediately upon leaving the nave, the wedding party, parents, grandparents etc. proceed back into the nave and start taking pictures (30 min.) Usually the first pictures are taken with the priest or deacon.

For marriage preparation contact:

Sr. Dympna Doran, IBVM
Pastoral Associate
602-242-1300 x121
srdympna@simonjude.org

OR

Mrs. Susan Pietro
602-242-1300 x111
spietro@simonjude.org

For planning for your wedding ceremony contact:

Mr. Christopher P. Mincolla
Cathedral Prefect of the Sacristy/Master of Ceremonies
602-242-1300 x146
cmincolla@simonjude.org

For planning for the music at your wedding ceremony contact:

Mr. Garold Whisler
Director of Music
602-242-1300 x153
gwhisler@simonjude.org



SAINTS
SIMON
& JUDE
CATHEDRAL